













Belhus Woods Country Park

Explore spectacular views and space. Belhus Woods covers over 320 acres of diverse landscape including woodland, wildflower meadows, lakes and open grassland.

Map key

- Surfaced path
- - - Public footpath
- Path
- - - Bridleway (walkers, horse riders and cyclists)
- Stream
- Road
-  Car park
-  Café
-  Kids play
-  Visitor centre
-  Toilets
-  Disabled toilets
-  Picnic area
-  Heritage site
-  Dog agility area
-  Fishing (permit only)
-  Bridge
-  Private property

Ancient Coppice Woodlands

Many of the woodlands have existed since 1600 (or before). The coppice woodlands consist of hazel, mixed with mature oak and ash. Cutting is carried out on rotation every seven to 20 years. This practice is over 400-years old.

Long Pond

Renowned landscape designer Lancelot 'Capability' Brown enhanced the landscape of the Belhus estate in the 18th century. The focal point of this redesign was the Long Pond, part of which still exists in the southern corner of Belhus Woods Country Park.

Kids Play Area – Music Themed

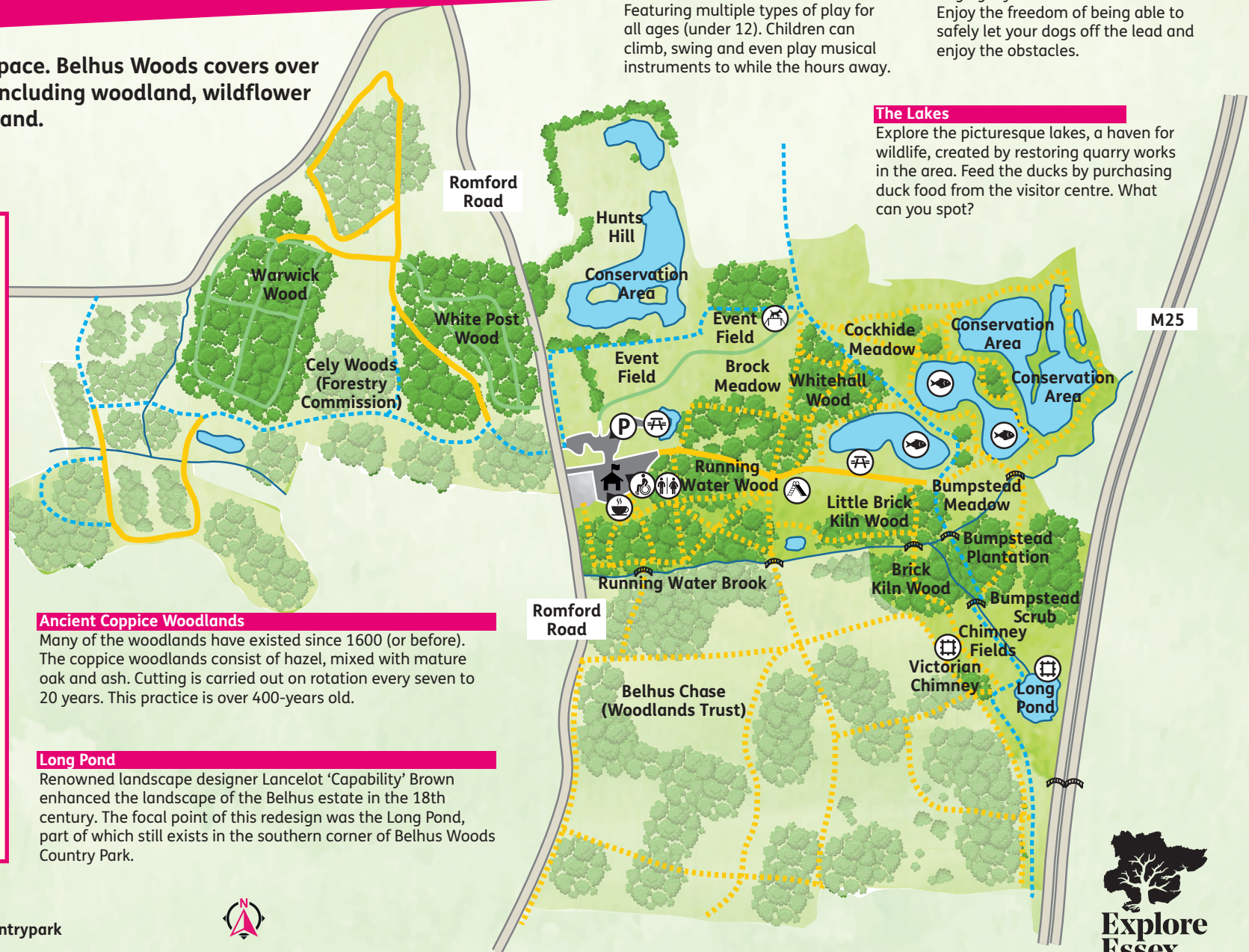
Featuring multiple types of play for all ages (under 12). Children can climb, swing and even play musical instruments to while the hours away.

Dog Agility Area





Train your four legged friends in the dog agility area and enclosed field. Enjoy the freedom of being able to safely let your dogs off the lead and enjoy the obstacles.


The Lakes

Explore the picturesque lakes, a haven for wildlife, created by restoring quarry works in the area. Feed the ducks by purchasing duck food from the visitor centre. What can you spot?



Connect with us on:

  @exploressex
 @exploressex
 01708 865628

 @belhuscountrypark
 Explore.Essex@essex.gov.uk
 www.explore-essex.com



Approximate scale
 0 50 100 200 metres


 Explore
 Essex

Published September 2021

Part of Essex County Council